

STATEMENT OF APPROPRIATIONS, ALLOTMENTS, OBLIGATIONS, DISBURSEMENTS AND BALANCES
As of the Quarter Ending September 30, 2021

Department: Department of Environment and Natural Resources (DENR)
Agency/Entity: Mines and Geo-Sciences Bureau
Region: REGIONAL OFFICE NO. XIII
Organization Code: 10 003 03 00016
(e.g. UACS Fund Cluster: 01-Regular Agency Fund, 02-Foreign Assisted Projects Fund, 03-Special Account-Locally Funded/Domestic Grants Fund, and 04-Special Account-Foreign Assisted/Foreign Grants Fund)

X	Current Year Appropriations
	Supplemental Appropriations
	Continuing Appropriations


Particulars	UACS CODE	Appropriations			Allotments					Current Year Obligations					Current Year Disbursements					Balances				
		Authorized Appropriations	Adjustments (Transfer To/From, Modifications/Augmentations)	Adjusted Appropriations	Allotments Received	Adjustments (Reductions, Modifications/Augmentations)	Transfer To	Transfer From	Adjusted Total Allotments	1st Quarter Ending March 31	2nd Quarter Ending June 30	3rd Quarter Ending Sept. 30	4th Quarter Ending Dec. 31	TOTAL	1st Quarter Ending March 31	2nd Quarter Ending June 30	3rd Quarter Ending Sept. 30	4th Quarter Ending Dec. 31	TOTAL	Unreleased Appro	Unobligated Allotments	Unpaid Obligations		
																						Due and Demandable	Not Yet Due and Demandable	
1	2	3	4	5=(3+4)	6	7	8	9	10=[(6+)-]7-8	11	12	13	14	15=	16	17	18	19	20=	21=(5-10)	22=(10-15)	23	24	
01 - Regular Agency Fund																								
I. Agency Specific Budget		68,201,000.00	8,850,281.00	77,051,281.00	68,201,000.00	-	-	8,850,281.00	77,051,281.00	17,836,013.03	19,209,685.05	17,954,892.98	-	55,000,591.06	13,647,529.14	18,616,772.11	16,845,857.82	-	49,110,159.07	-	22,050,689.94	-	5,890,431.99	
General Administration and Support	10000000000000	14,194,000.00	2,201,000.00	16,395,000.00	14,194,000.00	-	-	2,201,000.00	16,395,000.00	2,989,586.68	2,763,112.72	3,595,530.70	-	9,348,230.10	2,918,914.64	2,796,046.16	2,994,128.45	-	8,709,089.25	-	7,046,769.90	-	639,140.85	
General Management and Supervision	100000100001000	14,194,000.00	2,201,000.00	16,395,000.00	14,194,000.00	-	-	2,201,000.00	16,395,000.00	2,989,586.68	2,763,112.72	3,595,530.70	-	9,348,230.10	2,918,914.64	2,796,046.16	2,994,128.45	-	8,709,089.25	-	7,046,769.90	-	639,140.85	
PS		11,192,000.00	2,201,000.00	13,393,000.00	11,192,000.00	-	-	2,201,000.00	13,393,000.00	1,951,514.17	2,412,964.94	3,435,340.71	-	7,799,819.82	1,908,106.52	2,423,176.90	2,833,028.46	-	7,164,311.88	-	5,593,180.18	-	635,507.94	
MOOE		3,002,000.00	-	3,002,000.00	3,002,000.00	-	-	-	3,002,000.00	1,038,072.51	350,147.78	160,189.99	-	1,548,410.28	1,010,808.12	372,869.26	161,099.99	-	1,544,777.37	-	1,453,589.72	-	3,632.91	
CO		-	-	-	-	-	-	-	-	-	-	-	-	-	-	-	-	-	-	-	-	-	-	
Human Resource Development		-	-	-	-	-	-	-	-	-	-	-	-	-	-	-	-	-	-	-	-	-	-	
PS		-	-	-	-	-	-	-	-	-	-	-	-	-	-	-	-	-	-	-	-	-	-	
MOOE		-	-	-	-	-	-	-	-	-	-	-	-	-	-	-	-	-	-	-	-	-	-	
Administration of Personnel Benefits	100000100003000	-	-	-	-	-	-	-	-	-	-	-	-	-	-	-	-	-	-	-	-	-	-	
PS		-	-	-	-	-	-	-	-	-	-	-	-	-	-	-	-	-	-	-	-	-	-	
Support to Operations	20000000000000	-	2,837,481.00	2,837,481.00	-	-	-	2,837,481.00	2,837,481.00	554,327.58	1,070,809.15	896,605.00	-	2,521,741.73	261,268.23	741,304.82	1,048,716.83	-	2,051,289.88	-	315,739.27	-	470,451.85	
Planning and Policy Formulation	200000100001000	-	2,837,481.00	2,837,481.00	-	-	-	2,837,481.00	2,837,481.00	554,327.58	1,070,809.15	896,605.00	-	2,521,741.73	261,268.23	741,304.82	1,048,716.83	-	2,051,289.88	-	315,739.27	-	470,451.85	
PS		-	-	-	-	-	-	-	-	-	-	-	-	-	-	-	-	-	-	-	-	-	-	
MOOE		-	2,422,481.00	2,422,481.00	-	-	-	2,422,481.00	2,422,481.00	554,327.58	1,070,809.15	550,405.00	-	2,175,541.73	261,268.23	741,304.82	702,516.83	-	1,705,089.88	-	246,939.27	-	470,451.85	
CO		-	415,000.00	415,000.00	-	-	-	415,000.00	415,000.00	-	-	346,200.00	-	346,200.00	-	-	346,200.00	-	346,200.00	-	68,800.00	-	-	
Mineral Economics, Information and Communication Plan		-	-	-	-	-	-	-	-	-	-	-	-	-	-	-	-	-	-	-	-	-	-	
PS		-	-	-	-	-	-	-	-	-	-	-	-	-	-	-	-	-	-	-	-	-	-	
MOOE		-	-	-	-	-	-	-	-	-	-	-	-	-	-	-	-	-	-	-	-	-	-	
Research and Development		-	-	-	-	-	-	-	-	-	-	-	-	-	-	-	-	-	-	-	-	-	-	
PS		-	-	-	-	-	-	-	-	-	-	-	-	-	-	-	-	-	-	-	-	-	-	
MOOE		-	-	-	-	-	-	-	-	-	-	-	-	-	-	-	-	-	-	-	-	-	-	
Operations	30000000000000	54,007,000.00	3,811,800.00	57,818,800.00	54,007,000.00	-	-	3,811,800.00	57,818,800.00	14,292,098.77	15,375,763.18	13,462,757.28	-	43,130,619.23	10,467,346.27	15,079,421.13	12,803,012.54	-	38,349,779.94	-	14,688,180.77	-	4,780,839.29	
OO : Natural Resources Sustainably Managed	31000000000000	32,158,000.00	-	32,158,000.00	32,158,000.00	-	-	-	32,158,000.00	8,592,225.24	8,126,857.34	7,661,476.96	-	24,380,559.54	5,710,348.18	9,071,335.04	6,994,816.98	-	21,776,500.20	-	7,777,440.46	-	2,604,059.34	
MINERAL RESOURCES ENFORCEMENT AND REGULATORY PROGRAM	31010000000000	27,062,000.00	-	27,062,000.00	27,062,000.00	-	-	-	27,062,000.00	8,296,175.24	5,778,574.99	6,900,737.51	-	20,975,487.74	5,523,748.18	7,245,768.40	5,730,507.59	-	18,500,024.17	-	6,086,512.26	-	2,475,463.57	
Mineral Regulation Services	310100100001000	27,062,000.00	-	27,062,000.00	27,062,000.00	-	-	-	27,062,000.00	8,296,175.24	5,778,574.99	6,900,737.51	-	20,975,487.74	5,523,748.18	7,245,768.40	5,730,507.59	-	18,500,024.17	-	6,086,512.26	-	2,475,463.57	
PS		13,550,000.00	-	13,550,000.00	13,550,000.00	-	-	-	13,550,000.00	3,250,492.97	3,958,528.59	3,004,725.44	-	10,213,747.00	3,027,265.74	4,181,755.82	2,981,111.87	-	10,190,133.43	-	3,336,253.00	-	23,613.57	
MOOE		13,512,000.00	-	13,512,000.00	13,512,000.00	-	-	-	13,512,000.00	5,045,682.27	1,820,046.40	3,896,012.07	-	10,761,740.74	2,496,482.44	3,064,012.58	2,749,395.72	-	8,309,890.74	-	2,750,259.26	-	2,451,850.00	
MINERAL RESOURCES AND GEOSCIENCES DEVELOPMENT PROGRAM	31020000000000	5,096,000.00	-	5,096,000.00	5,096,000.00	-	-	-	5,096,000.00	296,050.00	2,348,282.35	760,739.45	-	3,405,071.80	186,600.00	1,825,566.64	1,264,309.39	-	3,276,476.03	-	1,690,928.20	-	128,595.77	
Mineral Resources Development	310200100001000	5,096,000.00	-	5,096,000.00	5,096,000.00	-	-	-	5,096,000.00	296,050.00	2,348,282.35	760,739.45	-	3,405,071.80	186,600.00	1,825,566.64	1,264,309.39	-	3,276,476.03	-	1,690,928.20	-	128,595.77	
PS		-	-	-	-	-	-	-	-	-	-	-	-	-	-	-	-	-	-	-	-	-	-	
MOOE		5,096,000.00	-	5,096,000.00	5,096,000.00	-	-	-	5,096,000.00	296,050.00	2,348,282.35	760,739.45	-	3,405,071.80	186,600.00	1,825,566.64	1,264,309.39	-	3,276,476.03	-	1,690,928.20	-	128,595.77	
OO : Adaptive Capacities of Human Communities and Natural Systems Improved	32000000000000	21,849,000.00	3,811,800.00	25,660,800.00	21,849,000.00	-	-	3,811,800.00	25,660,800.00	5,699,873.53	7,248,905.84	5,801,280.32	-	18,750,059.69	4,756,998.09	6,008,086.09	5,808,195.56	-	16,573,279.74	-	6,910,740.31	-	2,176,779.95	
GEOLOGICAL RISK REDUCTION AND RESILIENCY PROGRAM	32030000000000	21,849,000.00	3,811,800.00	25,660,800.00	21,849,000.00	-	-	3,811,800.00	25,660,800.00	5,699,873.53	7,248,905.84	5,801,280.32	-	18,750,059.69	4,756,998.09	6,008,086.09	5,808,195.56	-	16,573,279.74	-	6,910,740.31	-	2,176,779.95	
Geological Assessment for Risk Reduction and Resiliency	320300100001000	21,849,000.00	3,811,800.00	25,660,800.00	21,849,000.00	-	-	3,811,800.00	25,660,800.00	5,699,873.53	7,248,905.84	5,801,280.32	-	18,750,059.69	4,756,998.09	6,008,086.09	5,808,195.56	-	16,573,279.74	-	6,910,740.31	-	2,176,779.95	
PS		10,007,000.00	-	10,007,000.00	10,007,000.00	-	-	-	10,007,000.00	2,124,525.48	2,721,281.48	1,989,886.48	-	6,835,693.44	2,099,994.15	2,732,797.70	1,951,517.10	-	6,784,308.95	-	3,171,306.56	-	51,384.49	
MOOE		11,842,000.00	3,811,800.00	15,653,800.00	11,842,000.00	-	-	3,811,800.00	15,653,800.00	3,575,348.05	4,527,624.36	3,811,393.84	-	11,914,366.25	2,657,003.94	3,275,288.39	3,856,678.46	-	9,788,970.79	-	3,739,433.75	-	2,125,395.46	
II. Automatic Appropriations		3,261,000.00	-	3,261,000.00	3,261,000.00	-	-	-	3,261,000.00	762,208.80	757,803.36	752,738.94	-	2,272,751.10	740,571.96	729,794.52	724,548.84	-	2,194,915.32	-	988,248.90	-	77,835.78	
General Administration and Support	10000000000000	1,010,000.00	-	1,010,000.00	1,010,000.00	-	-	-	1,010,000.00	185,912.04	188,033.04	188,033.04	-	561,978.12	166,995.96	160,024.20	159,842.94	-	486,863.10	-	448,021.88	-	75,115.02	
General Management and Supervision	100000100001000	1,010,000.00	-	1,010,000.00	1,010,000.00	-	-	-	1,010,000.00	185,912.04	188,033.04	188,033.04	-	561,978.12	166,995.96	160,024.20	159,842.94	-	486,863.10	-	448,021.88	-	75,115.02	
PS		1,010,000.00	-	1,010,000.00	1,010,000.00	-	-	-	1,010,000.00	185,912.04	188,033.04	188,033.04	-	561,978.12	166,995.96	160,024.20	159,842.94	-						

(e.g. UACS Fund Cluster: 01-Regular Agency Fund, 02-Foreign Assisted Projects Fund, 03-Special Account-Locally Funded/Domestic Grants Fund, and 04-Special Account-Foreign Assisted/Foreign Grants Fund)


Particulars	UACS CODE	Appropriations			Allotments			Current Year Obligations					Current Year Disbursements					Balances					
		Authorized Appropriations	Adjustments (Transfer To/From, Modifications/Augmentations)	Adjusted Appropriations	Allotments Received	Adjustments (Reductions, Modifications/Augmentations)	Transfer To	Transfer From	Adjusted Total Allotments	1st Quarter Ending March 31	2nd Quarter Ending June 30	3rd Quarter Ending Sept. 30	4th Quarter Ending Dec. 31	TOTAL	1st Quarter Ending March 31	2nd Quarter Ending June 30	3rd Quarter Ending Sept. 30	4th Quarter Ending Dec. 31	TOTAL	Unreleased Appro	Unobligated Allotments	Unpaid Obligations	
																						Due and Demandable	Not Yet Due and Demandable
1	2	3	4	5=(3+4)	6	7	8	9	10=((6+(-)7)-8)	11	12	13	14	15=	16	17	18	19	20=	21=(5-10)	22=(10-15)	23	24
MINERAL RESOURCES AND GEOSCIENCES DEVELOPMENT PROGRAM		-	-	-	-	-	-	-	-	-	-	-	-	-	-	-	-	-	-	-	-	-	-
Mineral Resources Development		-	-	-	-	-	-	-	-	-	-	-	-	-	-	-	-	-	-	-	-	-	
PS		-	-	-	-	-	-	-	-	-	-	-	-	-	-	-	-	-	-	-	-	-	
OO : Adaptive Capacities of Human Communities and Natural Systems Improved	32000000000000	950,000.00	-	950,000.00	950,000.00	-	-	-	950,000.00	221,449.56	223,741.44	224,294.04	-	669,485.04	221,449.56	223,741.44	224,294.04	-	669,485.04	-	280,514.96	-	-
GEOLOGICAL RISK REDUCTION AND RESILIENCY PROGRAM	32030000000000	950,000.00	-	950,000.00	950,000.00	-	-	-	950,000.00	221,449.56	223,741.44	224,294.04	-	669,485.04	221,449.56	223,741.44	224,294.04	-	669,485.04	-	280,514.96	-	-
Geological Assessment for Risk Reduction and Resiliency	320300100001000	950,000.00	-	950,000.00	950,000.00	-	-	-	950,000.00	221,449.56	223,741.44	224,294.04	-	669,485.04	221,449.56	223,741.44	224,294.04	-	669,485.04	-	280,514.96	-	-
PS		950,000.00	-	950,000.00	950,000.00	-	-	-	950,000.00	221,449.56	223,741.44	224,294.04	-	669,485.04	221,449.56	223,741.44	224,294.04	-	669,485.04	-	280,514.96	-	-
III. Special Purpose Fund		-	-	-	-	-	-	-	-	-	-	-	-	-	-	-	-	-	-	-	-	-	
General Administration and Support	10000000000000	-	-	-	-	-	-	-	-	-	-	-	-	-	-	-	-	-	-	-	-	-	
General Management and Supervision	100000100001000	-	-	-	-	-	-	-	-	-	-	-	-	-	-	-	-	-	-	-	-	-	
PS		-	-	-	-	-	-	-	-	-	-	-	-	-	-	-	-	-	-	-	-	-	
Sub-Total, 01 - Regular Agency Fund		68,201,000.00	8,850,281.00	77,051,281.00	68,201,000.00	-	-	8,850,281.00	77,051,281.00	17,836,013.03	19,209,685.05	17,954,892.98	-	55,000,591.06	13,647,529.14	18,616,772.11	16,845,857.82	-	49,110,159.07	-	22,050,689.94	-	5,890,431.99
PS		34,749,000.00	2,201,000.00	36,950,000.00	34,749,000.00	-	-	2,201,000.00	36,950,000.00	7,326,532.62	9,092,775.01	8,429,952.63	-	24,849,260.26	7,035,366.41	9,337,730.42	7,765,657.43	-	24,138,754.26	-	12,100,739.74	-	710,506.00
MOOE		33,452,000.00	6,234,281.00	39,686,281.00	33,452,000.00	-	-	6,234,281.00	39,686,281.00	10,509,480.41	10,116,910.04	9,178,740.35	-	29,805,130.80	6,612,162.73	9,279,041.69	8,734,000.39	-	24,625,204.81	-	9,881,150.20	-	5,179,925.99
FinEx		-	-	-	-	-	-	-	-	-	-	-	-	-	-	-	-	-	-	-	-	-	
CO		-	415,000.00	415,000.00	-	-	-	415,000.00	415,000.00	-	-	346,200.00	-	346,200.00	-	-	346,200.00	-	346,200.00	-	68,800.00	-	-
GRAND TOTAL		71,462,000.00	8,850,281.00	80,312,281.00	71,462,000.00	-	-	8,850,281.00	80,312,281.00	18,598,221.83	19,967,488.41	18,707,631.92	-	57,273,342.16	14,388,101.10	19,346,566.63	17,570,406.66	-	51,305,074.39	-	23,038,938.84	-	5,968,267.77
PS		38,010,000.00	2,201,000.00	40,211,000.00	38,010,000.00	-	-	2,201,000.00	40,211,000.00	8,088,741.42	9,850,578.37	9,182,691.57	-	27,122,011.36	7,775,938.37	10,067,524.94	8,490,206.27	-	26,333,669.58	-	13,088,988.64	-	788,341.78
MOOE		33,452,000.00	6,234,281.00	39,686,281.00	33,452,000.00	-	-	6,234,281.00	39,686,281.00	10,509,480.41	10,116,910.04	9,178,740.35	-	29,805,130.80	6,612,162.73	9,279,041.69	8,734,000.39	-	24,625,204.81	-	9,881,150.20	-	5,179,925.99
FINEX		-	-	-	-	-	-	-	-	-	-	-	-	-	-	-	-	-	-	-	-	-	
CO		-	415,000.00	415,000.00	-	-	-	415,000.00	415,000.00	-	-	346,200.00	-	346,200.00	-	-	346,200.00	-	346,200.00	-	68,800.00	-	-

Certified Correct:


RHODORA B. TAN
Chief, Budget Section


MARGIE ANN P. ENSOMO
Chief, Accounting Section

Recommending Approval:


JOSE SALVE E. CABILING
Chief, Finance and Administrative Division

Approved by:


LARRY M. HERADEZ
OIC- Regional Director

STATEMENT OF APPROPRIATIONS, ALLOTMENTS, OBLIGATIONS, DISBURSEMENTS AND BALANCES
As of the Quarter Ending September 30, 2021

FAR No. 1

Department : Department of Environment and Natural Resources (DENR)
Agency : Mines and Geo-Sciences Bureau
Operating Unit : REGIONAL OFFICE NO. XIII
Organization Code (UACS) : 10 003 03 00016
Funding Source Code (as clustered) : 03 - Special Account - Locally Funded/Domestic Grants Fund
(e.g. UACS Fund Cluster: 01-Regular Agency Fund, 02-Foreign Assisted Projects Fund, 03-Special Account-Locally Funded/Domestic Grants Fund, and 04-Special Account-Foreign Assisted/Foreign Grants Fund)


X	Current Year Appropriations
	Supplemental Appropriations
	Continuing Appropriations

Particulars	UACS CODE	Appropriation		Adjusted Appropriations	Allotments		Current Year Obligations					Current Year Disbursements					Balances						
		Authorized Appropriation	Adjustments (Reductions, Modifications/ Augmentations)		Allotments Received	Adjustments (Reductions, Modifications/ Augmentations)	Transfer To	Transfer From	Adjusted Total Allotments	1st Quarter Ending March 31	2nd Quarter Ending June 30	3rd Quarter Ending Sept. 30	4th Quarter Ending Dec. 31	Total	1st Quarter Ending March 31	2nd Quarter Ending June 30	3rd Quarter Ending Sept. 30	4th Quarter Ending Dec. 31	Total	Unreleased Appropriations	Unobligated Allotment	Unpaid Obligations (15-20) = (23+24)	
		3	4		6	7	8	9	10=[(6+(-)7)-8+9]	11	12	13	14	15=(11+12+13+14)	16	17	18	19	20=(16+17+18+19)	21=(5-10)	22=(10-15)	23	24
II. Automatic Appropriations		-	4,120,000.00	4,120,000.00	-	-	-	4,120,000.00	4,120,000.00	650,949.75	625,676.86	1,837,581.63	-	3,114,208.24	595,359.75	632,766.86	1,066,704.99	-	2,294,831.60	-	1,005,791.76	-	819,376.64
Operations	3000000000000000	-	4,120,000.00	4,120,000.00	-	-	-	4,120,000.00	4,120,000.00	650,949.75	625,676.86	1,837,581.63	-	3,114,208.24	595,359.75	632,766.86	1,066,704.99	-	2,294,831.60	-	1,005,791.76	-	819,376.64
Mines and Geosciences Bureau																							
PS																							
MOOE			4,120,000.00	4,120,000.00				4,120,000.00	4,120,000.00	650,949.75	625,676.86	1,837,581.63		3,114,208.24	595,359.75	632,766.86	1,066,704.99		2,294,831.60		1,005,791.76		819,376.64
CO																							
Sub-total		-	4,120,000.00	4,120,000.00	-	-	-	4,120,000.00	4,120,000.00	650,949.75	625,676.86	1,837,581.63	-	3,114,208.24	595,359.75	632,766.86	1,066,704.99	-	2,294,831.60	-	1,005,791.76	-	819,376.64
PS																							
MOOE			4,120,000.00	4,120,000.00				4,120,000.00	4,120,000.00	650,949.75	625,676.86	1,837,581.63		3,114,208.24	595,359.75	632,766.86	1,066,704.99		2,294,831.60		1,005,791.76		819,376.64
CO																							
TOTAL		-	4,120,000.00	4,120,000.00	-	-	-	4,120,000.00	4,120,000.00	650,949.75	625,676.86	1,837,581.63	-	3,114,208.24	595,359.75	632,766.86	1,066,704.99	-	2,294,831.60	-	1,005,791.76	-	819,376.64
PS																							
MOOE			4,120,000.00	4,120,000.00				4,120,000.00	4,120,000.00	650,949.75	625,676.86	1,837,581.63		3,114,208.24	595,359.75	632,766.86	1,066,704.99		2,294,831.60		1,005,791.76		819,376.64
CO																							
Automatic Appropriations																							
I. Agency Specific Budget		-	4,120,000.00	4,120,000.00	-	-	-	4,120,000.00	4,120,000.00	650,949.75	625,676.86	1,837,581.63	-	3,114,208.24	595,359.75	632,766.86	1,066,704.99	-	2,294,831.60	-	1,005,791.76	-	819,376.64
Mines and Geosciences Bureau		-	4,120,000.00	4,120,000.00	-	-	-	4,120,000.00	4,120,000.00	650,949.75	625,676.86	1,837,581.63	-	3,114,208.24	595,359.75	632,766.86	1,066,704.99	-	2,294,831.60	-	1,005,791.76	-	819,376.64

This report was manually prepared on October 8, 2020

Certified Correct:


RHODORA B. PAN
Chief, Budget Section


MARGIE ANN P. ENSOMO
Chief, Accounting Section

Recommending Approval:


JOSE SALVE E. CABILING
Chief, Finance and Administrative Division

Approved by:



LARRY M. HERADEZ
OIC- Regional Director

(e.g. UACS Fund Cluster: 01-Regular Agency Fund, 02-Foreign Assisted Projects Fund, 03-Special Account-Locally Funded/Domestic Grants Fund, and 04-Special Account-Foreign Assisted/Foreign Grants Fund)


Particulars	UACS CODE	Authorized Appropriations	Appropriations Adjustments		Allotments				Current Year Obligations					Current Year Disbursements					Balances				
			(Transfer To/From, Modifications/Augmentations)	Adjusted Appropriations	Allotments Received	Adjustments (Reductions, Modifications/Augmentations)	Transfer To	Transfer From	Adjusted Total Allotments	1st Quarter Ending March 31	2nd Quarter Ending June 30	3rd Quarter Ending Sept. 30	4th Quarter Ending Dec. 31	TOTAL	1st Quarter Ending March 31	2nd Quarter Ending June 30	3rd Quarter Ending Sept. 30	4th Quarter Ending Dec. 31	TOTAL	Unreleased Appro	Unobligated Allotments	Unpaid Obligations	
1	2	3	4	5=(3+4)	6	7	8	9	10=(6+(-)7)-8	11	12	13	14	15=	16	17	18	19	20=	21=(5-10)	22=(10-15)	23	24
Special Accounts - Locally Funded (Mineral Reservation Program)- FUND 03 100-228	31020010000 1000-2	-	-	-	-	-	-	-	-	-	-	-	-	-	-	-	-	-	-	-	-	-	-
MOOE																							
III. Special Purpose Fund																							
General Administration and Support	10000000000 0000	-	-	-	-	-	-	-	-	-	-	-	-	-	-	-	-	-	-	-	-	-	-
General Management and Supervision	10000010000 1000	-	-	-	-	-	-	-	-	-	-	-	-	-	-	-	-	-	-	-	-	-	-
PS																							
Sub-Total, 01 - Regular Agency Fund		24,688.32	-	24,688.32	24,688.32	-	-	-	24,688.32	-	-	-	-	-	-	-	-	-	-	-	-	24,688.32	-
PS		24,687.43	-	24,687.43	24,687.43	-	-	-	24,687.43	-	-	-	-	-	-	-	-	-	-	-	-	24,687.43	-
MOOE		0.69	-	0.69	0.69	-	-	-	0.69	-	-	-	-	-	-	-	-	-	-	-	-	0.69	-
FinEx																							
CO		0.20	-	0.20	0.20	-	-	-	0.20	-	-	-	-	-	-	-	-	-	-	-	-	0.20	-
GRAND TOTAL		24,688.32	-	24,688.32	24,688.32	-	-	-	24,688.32	-	-	-	-	-	-	-	-	-	-	-	-	24,688.32	-
PS		24,687.43	-	24,687.43	24,687.43	-	-	-	24,687.43	-	-	-	-	-	-	-	-	-	-	-	-	24,687.43	-
MOOE		0.69	-	0.69	0.69	-	-	-	0.69	-	-	-	-	-	-	-	-	-	-	-	-	0.69	-
FINEX																							
CO		0.20	-	0.20	0.20	-	-	-	0.20	-	-	-	-	-	-	-	-	-	-	-	-	0.20	-

Certified Correct:


RHODORA E. SAN
Chief, Budget Section


MARGIE ANN P. ENSOMO
Chief, Accounting Section

Recommending Approval:


JOSE SALVE E. CABLING
Chief, Finance and Administrative Division

Approved by:


LARRY M. HERNANDEZ
OIC- Regional Director