

**STATEMENT OF APPROPRIATIONS, ALLOTMENTS, OBLIGATIONS, DISBURSEMENTS AND BALANCES**  
As at the Quarter Ending June 30, 2022

Department : Department of Environment and Natural Resources (DENR)  
 Agency/Entity : Mines and Geosciences Bureau  
 Operating Unit : Regional Office - XIII  
 Organization Code (UACS) : 10 003 0300016  
 Fund Cluster : 01 Regular Agency Fund

X	Current year Appropriations
	Appropriations
	Continuing Appropriations

(e.g. UACS Fund Cluster: 01-Regular Agency Fund, 02-Foreign Assisted Projects Fund, 03-Special Account-Locally Funded/Domestic Grants Fund, and 04-Special Account-Foreign Assisted/Foreign Grants Fund)

Particulars	UACS CODE	Appropriations			Allotments					Current Year Obligations					Current Year Disbursements					Balances			
		Authorized Appropriations	Adjustments( Transfer To/From, Modifications/Augmentations)	Adjusted Appropriations	Allotments Received	Adjustments(Reductions, Modifications/Augmentations)	Transfer To	Transfer From	Adjusted Total Allotments	1st Quarter Ending March 31	2nd Quarter Ending June 30	3rd Quarter Ending Sept. 30	4th Quarter Ending Dec. 31	TOTAL	1st Quarter Ending March 31	2nd Quarter Ending June 30	3rd Quarter Ending Sept. 30	4th Quarter Ending Dec. 31	TOTAL	Unreleased Appro	Unobligated Allotments	Unpaid Obligations(15-20)=(23+24)	
		3	4	5=(3+4)	6	7	8	9	10=[(6+(-)7)-8+9]	11	12	13	14	15=(11+12+13+14)	16	17	18	19	20=(16+17+18+19)	21	22	23	24
I. Agency Specific Budget		67,012,000.00	3,377,844.11	70,389,844.11	67,012,000.00	0.00	0.00	3,377,844.11	70,389,844.11	15,399,145.59	20,952,258.51	0.00	0.00	36,351,404.10	11,789,542.31	19,418,397.01	0.00	0.00	31,207,939.32	0.00	34,038,440.01	0.00	5,143,464.78
General Administration and Support	100000000000000000	13,910,000.00	776,324.11	14,686,324.11	13,910,000.00	0.00	0.00	776,324.11	14,686,324.11	2,584,980.17	5,175,057.11	0.00	0.00	7,760,037.28	2,390,173.37	4,018,387.53	0.00	0.00	6,408,560.90	0.00	6,926,286.83	0.00	1,351,476.38
General Management and Supervision	1000001000010000	13,910,000.00	776,324.11	14,686,324.11	13,910,000.00	0.00	0.00	776,324.11	14,686,324.11	2,584,980.17	5,175,057.11	0.00	0.00	7,760,037.28	2,390,173.37	4,018,387.53	0.00	0.00	6,408,560.90	0.00	6,926,286.83	0.00	1,351,476.38
PS		10,711,000.00	776,324.11	11,487,324.11	10,711,000.00	0.00	0.00	776,324.11	11,487,324.11	1,854,834.57	4,310,908.66	0.00	0.00	6,165,743.23	1,808,627.77	3,478,339.08	0.00	0.00	5,286,966.85	0.00	5,321,580.88	0.00	878,776.38
MOOE		3,199,000.00	0.00	3,199,000.00	3,199,000.00	0.00	0.00	0.00	3,199,000.00	730,145.60	864,148.45	0.00	0.00	1,594,294.05	581,545.60	540,048.45	0.00	0.00	1,121,594.05	0.00	1,604,705.95	0.00	472,700.00
Sub-Total, General Administration and Support		13,910,000.00	776,324.11	14,686,324.11	13,910,000.00	0.00	0.00	776,324.11	14,686,324.11	2,584,980.17	5,175,057.11	0.00	0.00	7,760,037.28	2,390,173.37	4,018,387.53	0.00	0.00	6,408,560.90	0.00	6,926,286.83	0.00	1,351,476.38
PS		10,711,000.00	776,324.11	11,487,324.11	10,711,000.00	0.00	0.00	776,324.11	11,487,324.11	1,854,834.57	4,310,908.66	0.00	0.00	6,165,743.23	1,808,627.77	3,478,339.08	0.00	0.00	5,286,966.85	0.00	5,321,580.88	0.00	878,776.38
MOOE		3,199,000.00	0.00	3,199,000.00	3,199,000.00	0.00	0.00	0.00	3,199,000.00	730,145.60	864,148.45	0.00	0.00	1,594,294.05	581,545.60	540,048.45	0.00	0.00	1,121,594.05	0.00	1,604,705.95	0.00	472,700.00
FinEx (if Applicable)		0.00	0.00	0.00	0.00	0.00	0.00	0.00	0.00	0.00	0.00	0.00	0.00	0.00	0.00	0.00	0.00	0.00	0.00	0.00	0.00	0.00	0.00
CO		0.00	0.00	0.00	0.00	0.00	0.00	0.00	0.00	0.00	0.00	0.00	0.00	0.00	0.00	0.00	0.00	0.00	0.00	0.00	0.00	0.00	0.00
Support to Operations	200000000000000000	0.00	2,601,520.00	2,601,520.00	0.00	0.00	0.00	2,601,520.00	2,601,520.00	662,657.80	914,352.64	0.00	0.00	1,577,010.44	88,968.91	783,236.29	0.00	0.00	872,205.20	0.00	1,024,509.56	0.00	704,805.24
Planning and Policy Formulation	2000001000010000	0.00	2,601,520.00	2,601,520.00	0.00	0.00	0.00	2,601,520.00	2,601,520.00	662,657.80	914,352.64	0.00	0.00	1,577,010.44	88,968.91	783,236.29	0.00	0.00	872,205.20	0.00	1,024,509.56	0.00	704,805.24
MOOE		0.00	1,656,520.00	1,656,520.00	0.00	0.00	0.00	1,656,520.00	1,656,520.00	662,657.80	315,480.14	0.00	0.00	978,137.94	88,968.91	412,403.79	0.00	0.00	501,372.70	0.00	678,382.06	0.00	476,765.24
CO		0.00	945,000.00	945,000.00	0.00	0.00	0.00	945,000.00	945,000.00	0.00	598,872.50	0.00	0.00	598,872.50	0.00	370,832.50	0.00	0.00	370,832.50	0.00	346,127.50	0.00	228,040.00
Sub-Total, Support to Operations		0.00	2,601,520.00	2,601,520.00	0.00	0.00	0.00	2,601,520.00	2,601,520.00	662,657.80	914,352.64	0.00	0.00	1,577,010.44	88,968.91	783,236.29	0.00	0.00	872,205.20	0.00	1,024,509.56	0.00	704,805.24
PS		0.00	0.00	0.00	0.00	0.00	0.00	0.00	0.00	0.00	0.00	0.00	0.00	0.00	0.00	0.00	0.00	0.00	0.00	0.00	0.00	0.00	0.00
MOOE		0.00	1,656,520.00	1,656,520.00	0.00	0.00	0.00	1,656,520.00	1,656,520.00	662,657.80	315,480.14	0.00	0.00	978,137.94	88,968.91	412,403.79	0.00	0.00	501,372.70	0.00	678,382.06	0.00	476,765.24
FinEx (if Applicable)		0.00	0.00	0.00	0.00	0.00	0.00	0.00	0.00	0.00	0.00	0.00	0.00	0.00	0.00	0.00	0.00	0.00	0.00	0.00	0.00	0.00	0.00
CO		0.00	945,000.00	945,000.00	0.00	0.00	0.00	945,000.00	945,000.00	0.00	598,872.50	0.00	0.00	598,872.50	0.00	370,832.50	0.00	0.00	370,832.50	0.00	346,127.50	0.00	228,040.00
Operations	300000000000000000	53,102,000.00	0.00	53,102,000.00	53,102,000.00	0.00	0.00	0.00	53,102,000.00	12,151,507.62	14,862,848.76	0.00	0.00	27,014,356.38	9,310,400.03	14,616,773.19	0.00	0.00	23,927,173.22	0.00	26,087,643.62	0.00	3,087,183.16
OO : Natural Resources Sustainably Managed		32,278,000.00	0.00	32,278,000.00	32,278,000.00	0.00	0.00	0.00	32,278,000.00	8,296,672.10	8,335,298.20	0.00	0.00	16,631,970.30	6,002,799.71	8,884,808.08	0.00	0.00	14,887,607.79	0.00	15,646,029.70	0.00	1,744,362.51
MINERAL RESOURCES ENFORCEMENT AND REGULATORY PROGRAM		26,979,000.00	0.00	26,979,000.00	26,979,000.00	0.00	0.00	0.00	26,979,000.00	6,928,902.97	7,061,864.48	0.00	0.00	13,990,767.45	5,183,680.81	7,938,106.88	0.00	0.00	13,121,787.69	0.00	12,988,232.55	0.00	868,979.76
Mineral Regulation Services	3101001000010000	26,979,000.00	0.00	26,979,000.00	26,979,000.00	0.00	0.00	0.00	26,979,000.00	6,928,902.97	7,061,864.48	0.00	0.00	13,990,767.45	5,183,680.81	7,938,106.88	0.00	0.00	13,121,787.69	0.00	12,988,232.55	0.00	868,979.76
PS		14,026,000.00	0.00	14,026,000.00	14,026,000.00	0.00	0.00	0.00	14,026,000.00	3,091,431.37	4,348,599.48	0.00	0.00	7,440,030.85	3,091,431.37	3,826,514.73	0.00	0.00	6,917,946.10	0.00	6,585,969.15	0.00	522,084.75
MOOE		12,953,000.00	0.00	12,953,000.00	12,953,000.00	0.00	0.00	0.00	12,953,000.00	3,837,471.60	2,713,265.00	0.00	0.00	6,550,736.60	2,092,249.44	4,111,592.15	0.00	0.00	6,203,841.59	0.00	6,402,263.40	0.00	346,895.01
MINERAL RESOURCES AND GEOSCIENCES DEVELOPMENT PROGRAM		5,299,000.00	0.00	5,299,000.00	5,299,000.00	0.00	0.00	0.00	5,299,000.00	1,367,769.13	1,273,433.72	0.00	0.00	2,641,202.85	819,118.90	946,701.20	0.00	0.00	1,765,820.10	0.00	2,657,797.15	0.00	875,382.75

**Department** : Department of Environment and Natural Resources (DENR)  
**Agency/Entity** : Mines and Geosciences Bureau  
**Operating Unit** : Regional Office - XIII  
**Organization Code (UACS)** : 10 003 0300016  
**Fund Cluster** : 01 Regular Agency Fund

X	Current Year Appropriations
	Nonappropriations
	Continuing Appropriations

(e.g. UACS Fund Cluster: 01-Regular Agency Fund, 02-Foreign Assisted Projects Fund, 03-Special Account-Locally Funded/Domestic Grants Fund, and 04-Special Account-Foreign Assisted/Foreign Grants Fund)

Particulars	UACS CODE	Appropriations			Allotments			Current Year Obligations					Current Year Disbursements					Balances					
		Authorized Appropriations	Adjustments (Transfer To/From, Modifications/Augmentations)	Adjusted Appropriations	Allotments Received	Adjustments (Reductions, Modifications/Augmentations)	Transfer To	Transfer From	Adjusted Total Allotments	1st Quarter Ending March 31	2nd Quarter Ending June 30	3rd Quarter Ending Sept. 30	4th Quarter Ending Dec. 31	TOTAL	1st Quarter Ending March 31	2nd Quarter Ending June 30	3rd Quarter Ending Sept. 30	4th Quarter Ending Dec. 31	TOTAL	Unreleased Appro	Unobligated Allotments	Unpaid Obligations(15-20)=(23+24)	
																						Due and Demandable	Not Yet Due and Demandable
1	2	3	4	5=(3+4)	6	7	8	9	10=[(6+(-)7)-8+9]	11	12	13	14	15=(11+12+13+14)	16	17	18	19	20=(16+17+18+19)	21	22	23	24
Mineral Resources Development	310200100001000	5,299,000.00	0.00	5,299,000.00	5,299,000.00	0.00	0.00	0.00	5,299,000.00	1,367,769.13	1,273,433.72	0.00	0.00	2,641,202.85	819,118.90	946,701.20	0.00	0.00	1,765,820.10	0.00	2,657,797.15	0.00	875,382.75
MOOE		5,299,000.00	0.00	5,299,000.00	5,299,000.00	0.00	0.00	0.00	5,299,000.00	1,367,769.13	1,273,433.72	0.00	0.00	2,641,202.85	819,118.90	946,701.20	0.00	0.00	1,765,820.10	0.00	2,657,797.15	0.00	875,382.75
OO : Adaptive Capacities of Human Communities and Natural Systems Improved		20,824,000.00	0.00	20,824,000.00	20,824,000.00	0.00	0.00	0.00	20,824,000.00	3,854,835.52	6,527,550.56	0.00	0.00	10,382,386.08	3,307,600.32	5,731,965.11	0.00	0.00	9,039,565.43	0.00	10,441,613.92	0.00	1,342,820.65
GEOLOGICAL RISK REDUCTION AND RESILIENCY PROGRAM		20,824,000.00	0.00	20,824,000.00	20,824,000.00	0.00	0.00	0.00	20,824,000.00	3,854,835.52	6,527,550.56	0.00	0.00	10,382,386.08	3,307,600.32	5,731,965.11	0.00	0.00	9,039,565.43	0.00	10,441,613.92	0.00	1,342,820.65
Geological Assessment for Risk Reduction and Resiliency	320300100001000	20,824,000.00	0.00	20,824,000.00	20,824,000.00	0.00	0.00	0.00	20,824,000.00	3,854,835.52	6,527,550.56	0.00	0.00	10,382,386.08	3,307,600.32	5,731,965.11	0.00	0.00	9,039,565.43	0.00	10,441,613.92	0.00	1,342,820.65
PS		9,282,000.00	0.00	9,282,000.00	9,282,000.00	0.00	0.00	0.00	9,282,000.00	1,961,275.74	2,527,613.63	0.00	0.00	4,488,889.37	1,800,087.61	2,687,501.61	0.00	0.00	4,487,589.22	0.00	4,793,110.63	0.00	1,300.15
MOOE		11,542,000.00	0.00	11,542,000.00	11,542,000.00	0.00	0.00	0.00	11,542,000.00	1,893,559.78	3,999,936.93	0.00	0.00	5,893,496.71	1,507,512.71	3,044,463.50	0.00	0.00	4,551,976.21	0.00	5,648,503.29	0.00	1,341,520.50
Sub-Total, Operations		53,102,000.00	0.00	53,102,000.00	53,102,000.00	0.00	0.00	0.00	53,102,000.00	12,151,507.62	14,862,848.76	0.00	0.00	27,014,356.38	9,310,400.03	14,616,773.19	0.00	0.00	23,927,173.22	0.00	26,087,643.62	0.00	3,087,183.16
PS		23,308,000.00	0.00	23,308,000.00	23,308,000.00	0.00	0.00	0.00	23,308,000.00	5,052,707.11	6,876,213.11	0.00	0.00	11,928,920.22	4,891,518.98	6,514,016.34	0.00	0.00	11,405,535.32	0.00	11,379,079.78	0.00	523,384.90
MOOE		29,794,000.00	0.00	29,794,000.00	29,794,000.00	0.00	0.00	0.00	29,794,000.00	7,098,800.51	7,986,635.65	0.00	0.00	15,085,436.16	4,418,881.05	8,102,756.85	0.00	0.00	12,521,637.90	0.00	14,708,563.84	0.00	2,563,798.26
FinEx (if Applicable)		0.00	0.00	0.00	0.00	0.00	0.00	0.00	0.00	0.00	0.00	0.00	0.00	0.00	0.00	0.00	0.00	0.00	0.00	0.00	0.00	0.00	0.00
CO		0.00	0.00	0.00	0.00	0.00	0.00	0.00	0.00	0.00	0.00	0.00	0.00	0.00	0.00	0.00	0.00	0.00	0.00	0.00	0.00	0.00	0.00
Sub-Total, I. Agency Specific Budget		67,012,000.00	3,377,844.11	70,389,844.11	67,012,000.00	0.00	0.00	3,377,844.11	70,389,844.11	15,399,145.59	20,952,258.51	0.00	0.00	36,351,404.10	11,789,542.31	19,418,397.01	0.00	0.00	31,207,939.32	0.00	34,038,440.01	0.00	5,143,464.78
PS		34,019,000.00	776,324.11	34,795,324.11	34,019,000.00	0.00	0.00	776,324.11	34,795,324.11	6,907,541.68	11,187,121.77	0.00	0.00	18,094,663.45	6,700,146.75	9,992,355.42	0.00	0.00	16,692,502.17	0.00	16,700,660.66	0.00	1,402,161.28
MOOE		32,993,000.00	1,656,520.00	34,649,520.00	32,993,000.00	0.00	0.00	1,656,520.00	34,649,520.00	8,491,603.91	9,166,264.24	0.00	0.00	17,657,868.15	5,089,395.56	9,055,209.09	0.00	0.00	14,144,604.65	0.00	16,991,651.85	0.00	3,513,263.50
FinEx (if Applicable)		0.00	0.00	0.00	0.00	0.00	0.00	0.00	0.00	0.00	0.00	0.00	0.00	0.00	0.00	0.00	0.00	0.00	0.00	0.00	0.00	0.00	0.00
CO		0.00	945,000.00	945,000.00	0.00	0.00	0.00	945,000.00	945,000.00	0.00	598,872.50	0.00	0.00	598,872.50	0.00	370,832.50	0.00	0.00	370,832.50	0.00	346,127.50	0.00	228,040.00
II. Automatic Appropriations		3,179,000.00	0.00	3,179,000.00	3,179,000.00	0.00	0.00	0.00	3,179,000.00	730,233.84	785,469.24	0.00	0.00	1,515,703.08	643,246.08	426,461.04	0.00	0.00	1,069,707.12	0.00	1,663,296.92	0.00	445,995.96
Specific Budgets of National Government Agencies		3,179,000.00	0.00	3,179,000.00	3,179,000.00	0.00	0.00	0.00	3,179,000.00	730,233.84	785,469.24	0.00	0.00	1,515,703.08	643,246.08	426,461.04	0.00	0.00	1,069,707.12	0.00	1,663,296.92	0.00	445,995.96
Retirement and Life Insurance Premiums		3,179,000.00	0.00	3,179,000.00	3,179,000.00	0.00	0.00	0.00	3,179,000.00	730,233.84	785,469.24	0.00	0.00	1,515,703.08	643,246.08	426,461.04	0.00	0.00	1,069,707.12	0.00	1,663,296.92	0.00	445,995.96
PS		3,179,000.00	0.00	3,179,000.00	3,179,000.00	0.00	0.00	0.00	3,179,000.00	730,233.84	785,469.24	0.00	0.00	1,515,703.08	643,246.08	426,461.04	0.00	0.00	1,069,707.12	0.00	1,663,296.92	0.00	445,995.96
Sub-total II. Automatic Appropriations		3,179,000.00	0.00	3,179,000.00	3,179,000.00	0.00	0.00	0.00	3,179,000.00	730,233.84	785,469.24	0.00	0.00	1,515,703.08	643,246.08	426,461.04	0.00	0.00	1,069,707.12	0.00	1,663,296.92	0.00	445,995.96
PS		3,179,000.00	0.00	3,179,000.00	3,179,000.00	0.00	0.00	0.00	3,179,000.00	730,233.84	785,469.24	0.00	0.00	1,515,703.08	643,246.08	426,461.04	0.00	0.00	1,069,707.12	0.00	1,663,296.92	0.00	445,995.96
MOOE		0.00	0.00	0.00	0.00	0.00	0.00	0.00	0.00	0.00	0.00	0.00	0.00	0.00	0.00	0.00	0.00	0.00	0.00	0.00	0.00	0.00	0.00
FinEx		0.00	0.00	0.00	0.00	0.00	0.00	0.00	0.00	0.00	0.00	0.00	0.00	0.00	0.00	0.00	0.00	0.00	0.00	0.00	0.00	0.00	0.00
CO		0.00	0.00	0.00	0.00	0.00	0.00	0.00	0.00	0.00	0.00	0.00	0.00	0.00	0.00	0.00	0.00	0.00	0.00	0.00	0.00	0.00	0.00
IV. Reversion of the Unobligated Allotments charged against R.A. Nos. 11465 and 11494		0.00	0.00	0.00	0.00	0.00	0.00	0.00	0.00	0.00	0.00	0.00	0.00	0.00	0.00	0.00	0.00	0.00	0.00	0.00	0.00	0.00	0.00
GRAND TOTAL		70,191,000.00	3,377,844.11	73,568,844.11	70,191,000.00	0.00	0.00	3,377,844.11	73,568,844.11	16,129,379.43	21,737,727.75	0.00	0.00	37,867,107.18	12,432,788.39	19,844,858.05	0.00	0.00	32,277,646.44	0.00	35,701,736.93	0.00	5,589,460.74
PS		37,198,000.00	776,324.11	37,974,324.11	37,198,000.00	0.00	0.00	776,324.11	37,974,324.11	7,637,775.52	11,972,591.01	0.00	0.00	19,610,366.53	7,343,392.83	10,418,816.46	0.00	0.00	17,762,209.29	0.00	18,363,957.58	0.00	1,848,157.24
MOOE		32,993,000.00	1,656,520.00	34,649,520.00	32,993,000.00	0.00	0.00	1,656,520.00	34,649,520.00	8,491,603.91	9,166,264.24	0.00	0.00	17,657,868.15	5,089,395.56	9,055,209.09	0.00	0.00	14,144,604.65	0.00	16,991,651.85	0.00	3,513,263.50

This report was generated using the Unified Reporting System on 13/07/2022 14:00 version.FAR1.2.5 ; Status : APPROVED

Department : Department of Environment and Natural Resources (DENR)  
 Agency/Entity : Mines and Geosciences Bureau  
 Operating Unit : Regional Office - XIII  
 Organization Code (UACS) : 10 003 0300016  
 Fund Cluster : 01 Regular Agency Fund

X	Current Year
	Appropriations
	Continuing Appropriations


(e.g. UACS Fund Cluster: 01-Regular Agency Fund, 02-Foreign Assisted Projects Fund, 03-Special Account-Locally Funded/Domestic Grants Fund, and 04-Special Account-Foreign Assisted/Foreign Grants Fund)

Particulars	UACS CODE	Appropriations			Allotments					Current Year Obligations					Current Year Disbursements					Balances			
		Authorized Appropriations	Adjustments(Transfer To/From, Modifications/Augmentations)	Adjusted Appropriations	Allotments Received	Adjustments(Reductions, Modifications/Augmentations)	Transfer To	Transfer From	Adjusted Total Allotments	1st Quarter Ending March 31	2nd Quarter Ending June 30	3rd Quarter Ending Sept. 30	4th Quarter Ending Dec. 31	TOTAL	1st Quarter Ending March 31	2nd Quarter Ending June 30	3rd Quarter Ending Sept. 30	4th Quarter Ending Dec. 31	TOTAL	Unreleased Appro	Unobligated Allotments	Unpaid Obligations(15-20)=(23+24)	
																						Due and Demandable	Not Yet Due and Demandable
1	2	3	4	5=(3+4)	6	7	8	9	10=[(6+(-)7)-8+9]	11	12	13	14	15=(11+12+13+14)	16	17	18	19	20=(16+17+18+19)	21	22	23	24
CO		0.00	945,000.00	945,000.00	0.00	0.00	0.00	945,000.00	945,000.00	0.00	598,872.50	0.00	0.00	598,872.50	0.00	370,832.50	0.00	0.00	370,832.50	0.00	346,127.50	0.00	228,040.00


Recapitulation by OO:

I. Agency Specific Budget		53,102,000.00	0.00	53,102,000.00	53,102,000.00	0.00	0.00	0.00	53,102,000.00	12,151,507.62	14,862,848.76	0.00	0.00	27,014,356.38	9,310,400.03	14,616,773.19	0.00	0.00	23,927,173.22	0.00	26,087,643.62	0.00	3,087,183.16
MINERAL RESOURCES ENFORCEMENT AND REGULATORY PROGRAM		26,979,000.00	0.00	26,979,000.00	26,979,000.00	0.00	0.00	0.00	26,979,000.00	6,928,902.97	7,061,864.48	0.00	0.00	13,990,767.45	5,183,680.81	7,938,106.88	0.00	0.00	13,121,787.69	0.00	12,988,232.55	0.00	868,979.76
MINERAL RESOURCES AND GEOSCIENCES DEVELOPMENT PROGRAM		5,299,000.00	0.00	5,299,000.00	5,299,000.00	0.00	0.00	0.00	5,299,000.00	1,367,769.13	1,273,433.72	0.00	0.00	2,641,202.85	819,118.90	946,701.20	0.00	0.00	1,765,820.10	0.00	2,657,797.15	0.00	875,382.75
GEOLOGICAL RISK REDUCTION AND RESILIENCY PROGRAM		20,824,000.00	0.00	20,824,000.00	20,824,000.00	0.00	0.00	0.00	20,824,000.00	3,854,835.52	6,527,550.56	0.00	0.00	10,382,386.08	3,307,600.32	5,731,965.11	0.00	0.00	9,039,565.43	0.00	10,441,613.92	0.00	1,342,820.65


Certified Correct:

  
**RUEL C. BASIG**  
 CHIEF, BUDGET SECTION  
 Date: 2022-07-12 10:23:19

Certified Correct:

  
**MARGIE ANN P. ENSOMO-ABULENCIA**  
 CHIEF, ACCOUNTING SECTION  
 Date: 2022-07-12 10:23:19

Recommending Approval:

  
**JOSE SALVE E. CABILING**  
 CHIEF, FINANCE AND ADMINISTRATIVE DIVISION  
 Date: 2022-07-12 10:26:08

Approved By:

  
**LARRY M. HERADEZ**  
 REGIONAL DIRECTOR  
 Date: 2022-07-12 10:54:27

**STATEMENT OF APPROPRIATIONS, ALLOTMENTS, OBLIGATIONS, DISBURSEMENTS AND BALANCES**  
**As at the Quarter Ending June 30, 2022**

Department: Department of Environment and Natural Resources (DENR)

Agency: Mines and Geosciences Bureau

Operating Unit: Regional Office - XIII

Organization Code (UACS) : 10 003 0300016

Fund Cluster: 01 Regular Agency Fund  
 (e.g. UACS Fund Cluster: 01-Regular Agency Fund, 02-Foreign Assisted Projects Fund, 03-Special Account-Locally Funded/Domestic Grants Fund, and 04-Special Account-Foreign Assisted/Foreign Grants Fund)

	Current Year Supplemental Appropriations
X	Continuing Appropriations

Particulars	UACS CODE	Appropriations			Allotments					Current Year Obligations					Current Year Disbursements					Balances			
		Authorized Appropriations	Adjustments (Transfer To/From, Realignment)	Adjusted Appropriations	Allotments Received	Adjustments (Withdrawal, Realignment)	Transfer To	Transfer From	Adjusted Total Allotments	1st Quarter Ending March 31	2nd Quarter Ending June 30	3rd Quarter Ending Sept. 30	4th Quarter Ending Dec. 31	TOTAL	1st Quarter Ending March 31	2nd Quarter Ending June 30	3rd Quarter Ending Sept. 30	4th Quarter Ending Dec. 31	TOTAL	Unreleased Appro	Unobligated Allotments	Unpaid Obligations	
																						10=[(6+(-)7)-8+9]	23
		3	4	5=(3+4)	6	7	8	9	10=[(6+(-)7)-8+9]	11	12	13	14	15=(11+12+13+14)	16	17	18	19	20=(16+17+18+19)	21=(5-10)	22=(10-15)	23	24
I. Continuing Appropriations		421,039.55	3,887,525.61	4,308,565.16	421,039.55	0.00	0.00	3,887,525.61	4,308,565.16	910,419.50	1,274,068.61	0.00	0.00	2,184,488.11	226,650.00	1,231,723.11	0.00	0.00	1,458,373.11	0.00	2,124,077.05	0.00	726,115.00
I. Agency Specific Budget		421,039.55	3,887,525.61	4,308,565.16	421,039.55	0.00	0.00	3,887,525.61	4,308,565.16	910,419.50	1,274,068.61	0.00	0.00	2,184,488.11	226,650.00	1,231,723.11	0.00	0.00	1,458,373.11	0.00	2,124,077.05	0.00	726,115.00
General Administration and Support	1000000000000000	0.00	1,030,883.82	1,030,883.82	0.00	0.00	0.00	1,030,883.82	1,030,883.82	835,119.50	190,700.00	0.00	0.00	1,025,819.50	151,350.00	665,419.50	0.00	0.00	816,769.50	0.00	5,064.32	0.00	209,050.00
General Management and Supervision	100000100001000	0.00	1,030,883.82	1,030,883.82	0.00	0.00	0.00	1,030,883.82	1,030,883.82	835,119.50	190,700.00	0.00	0.00	1,025,819.50	151,350.00	665,419.50	0.00	0.00	816,769.50	0.00	5,064.32	0.00	209,050.00
MOOE		0.00	1,030,883.82	1,030,883.82	0.00	0.00	0.00	1,030,883.82	1,030,883.82	835,119.50	190,700.00	0.00	0.00	1,025,819.50	151,350.00	665,419.50	0.00	0.00	816,769.50	0.00	5,064.32	0.00	209,050.00
Sub-Total, General Administration and Support		0.00	1,030,883.82	1,030,883.82	0.00	0.00	0.00	1,030,883.82	1,030,883.82	835,119.50	190,700.00	0.00	0.00	1,025,819.50	151,350.00	665,419.50	0.00	0.00	816,769.50	0.00	5,064.32	0.00	209,050.00
PS		0.00	0.00	0.00	0.00	0.00	0.00	0.00	0.00	0.00	0.00	0.00	0.00	0.00	0.00	0.00	0.00	0.00	0.00	0.00	0.00	0.00	0.00
MOOE		0.00	1,030,883.82	1,030,883.82	0.00	0.00	0.00	1,030,883.82	1,030,883.82	835,119.50	190,700.00	0.00	0.00	1,025,819.50	151,350.00	665,419.50	0.00	0.00	816,769.50	0.00	5,064.32	0.00	209,050.00
FinEx (if Applicable)		0.00	0.00	0.00	0.00	0.00	0.00	0.00	0.00	0.00	0.00	0.00	0.00	0.00	0.00	0.00	0.00	0.00	0.00	0.00	0.00	0.00	0.00
CO		0.00	0.00	0.00	0.00	0.00	0.00	0.00	0.00	0.00	0.00	0.00	0.00	0.00	0.00	0.00	0.00	0.00	0.00	0.00	0.00	0.00	0.00
Support to Operations	2000000000000000	800.00	0.00	800.00	800.00	0.00	0.00	0.00	800.00	0.00	800.00	0.00	0.00	800.00	0.00	0.00	0.00	0.00	0.00	0.00	0.00	0.00	800.00
Planning and Policy Formulation	200000100001000	800.00	0.00	800.00	800.00	0.00	0.00	0.00	800.00	0.00	800.00	0.00	0.00	800.00	0.00	0.00	0.00	0.00	0.00	0.00	0.00	0.00	800.00
CO		800.00	0.00	800.00	800.00	0.00	0.00	0.00	800.00	0.00	800.00	0.00	0.00	800.00	0.00	0.00	0.00	0.00	0.00	0.00	0.00	0.00	800.00
Sub-Total, Support to Operations		800.00	0.00	800.00	800.00	0.00	0.00	0.00	800.00	0.00	800.00	0.00	0.00	800.00	0.00	0.00	0.00	0.00	0.00	0.00	0.00	0.00	800.00
PS		0.00	0.00	0.00	0.00	0.00	0.00	0.00	0.00	0.00	0.00	0.00	0.00	0.00	0.00	0.00	0.00	0.00	0.00	0.00	0.00	0.00	0.00
MOOE		0.00	0.00	0.00	0.00	0.00	0.00	0.00	0.00	0.00	0.00	0.00	0.00	0.00	0.00	0.00	0.00	0.00	0.00	0.00	0.00	0.00	0.00
FinEx (if Applicable)		0.00	0.00	0.00	0.00	0.00	0.00	0.00	0.00	0.00	0.00	0.00	0.00	0.00	0.00	0.00	0.00	0.00	0.00	0.00	0.00	0.00	0.00
CO		800.00	0.00	800.00	800.00	0.00	0.00	0.00	800.00	0.00	800.00	0.00	0.00	800.00	0.00	0.00	0.00	0.00	0.00	0.00	0.00	0.00	800.00
Operations	3000000000000000	420,239.55	2,856,641.79	3,276,881.34	420,239.55	0.00	0.00	2,856,641.79	3,276,881.34	75,300.00	1,082,568.61	0.00	0.00	1,157,868.61	75,300.00	566,303.61	0.00	0.00	641,603.61	0.00	2,119,012.73	0.00	516,265.00
OO : Natural Resources Sustainably Managed		103,095.09	1,451,779.55	1,554,874.64	103,095.09	0.00	0.00	1,451,779.55	1,554,874.64	75,300.00	450,541.78	0.00	0.00	525,841.78	75,300.00	262,831.78	0.00	0.00	338,131.78	0.00	1,029,032.86	0.00	187,710.00
MINERAL RESOURCES ENFORCEMENT AND REGULATORY PROGRAM		0.00	445,317.22	445,317.22	0.00	0.00	0.00	445,317.22	445,317.22	0.00	285,386.00	0.00	0.00	285,386.00	0.00	177,676.00	0.00	0.00	177,676.00	0.00	159,931.22	0.00	107,710.00
Mineral Regulation Services	310100100001000	0.00	445,317.22	445,317.22	0.00	0.00	0.00	445,317.22	445,317.22	0.00	285,386.00	0.00	0.00	285,386.00	0.00	177,676.00	0.00	0.00	177,676.00	0.00	159,931.22	0.00	107,710.00
MOOE		0.00	445,317.22	445,317.22	0.00	0.00	0.00	445,317.22	445,317.22	0.00	285,386.00	0.00	0.00	285,386.00	0.00	177,676.00	0.00	0.00	177,676.00	0.00	159,931.22	0.00	107,710.00
MINERAL RESOURCES AND GEOSCIENCES DEVELOPMENT PROGRAM		103,095.09	1,006,462.33	1,109,557.42	103,095.09	0.00	0.00	1,006,462.33	1,109,557.42	75,300.00	165,155.78	0.00	0.00	240,455.78	75,300.00	85,155.78	0.00	0.00	160,455.78	0.00	869,101.64	0.00	80,000.00
Mineral Resources Development	310200100001000	103,095.09	1,006,462.33	1,109,557.42	103,095.09	0.00	0.00	1,006,462.33	1,109,557.42	75,300.00	165,155.78	0.00	0.00	240,455.78	75,300.00	85,155.78	0.00	0.00	160,455.78	0.00	869,101.64	0.00	80,000.00
MOOE		103,095.09	1,006,462.33	1,109,557.42	103,095.09	0.00	0.00	1,006,462.33	1,109,557.42	75,300.00	165,155.78	0.00	0.00	240,455.78	75,300.00	85,155.78	0.00	0.00	160,455.78	0.00	869,101.64	0.00	80,000.00

This report was generated using the Unified Reporting System on 13/07/2022 14:07 version.FAR1.1.1 ; Status : APPROVED

Department: Department of Environment and Natural Resources (DENR)

Agency: Mines and Geosciences Bureau

Operating Unit: Regional Office - XIII

Organization Code (UACS) : 10 003 0300016

Fund Cluster: 01 Regular Agency Fund  
 (e.g. UACS Fund Cluster: 01-Regular Agency Fund, 02-Foreign Assisted Projects Fund, 03-Special Account-Locally Funded/Domestic Grants Fund, and 04-Special Account-Foreign Assisted/Foreign Grants Fund)

	Current Year
	Supplemental
	Appropriations
X	Continuing
	Appropriations

Particulars	UACS CODE	Appropriations			Allotments			Current Year Obligations					Current Year Disbursements					Balances					
		Authorized Appropriations	Adjustments (Transfer To/From, Realignment)	Adjusted Appropriations	Allotments Received	Adjustments (Withdrawal, Realignment)	Transfer To	Transfer From	Adjusted Total Allotments	1st Quarter Ending March 31	2nd Quarter Ending June 30	3rd Quarter Ending Sept. 30	4th Quarter Ending Dec. 31	TOTAL	1st Quarter Ending March 31	2nd Quarter Ending June 30	3rd Quarter Ending Sept. 30	4th Quarter Ending Dec. 31	TOTAL	Unreleased Appro	Unobligated Allotments	Unpaid Obligations	
																						Due and Demandable	Not Yet Due and Demandable
1	2	3	4	5=(3+4)	6	7	8	9	10=[(6+(-)7)-8+9]	11	12	13	14	15=(11+12+13+14)	16	17	18	19	20=(16+17+18+19)	21=(5-10)	22=(10-15)	23	24
OO : Adaptive Capacities of Human Communities and Natural Systems Improved		317,144.46	1,404,862.24	1,722,006.70	317,144.46	0.00	0.00	1,404,862.24	1,722,006.70	0.00	632,026.83	0.00	0.00	632,026.83	0.00	303,471.83	0.00	0.00	303,471.83	0.00	1,089,979.87	0.00	328,555.00
GEOLOGICAL RISK REDUCTION AND RESILIENCY PROGRAM		317,144.46	1,404,862.24	1,722,006.70	317,144.46	0.00	0.00	1,404,862.24	1,722,006.70	0.00	632,026.83	0.00	0.00	632,026.83	0.00	303,471.83	0.00	0.00	303,471.83	0.00	1,089,979.87	0.00	328,555.00
Geological Assessment for Risk Reduction and Resiliency	320300100001000	317,144.46	1,404,862.24	1,722,006.70	317,144.46	0.00	0.00	1,404,862.24	1,722,006.70	0.00	632,026.83	0.00	0.00	632,026.83	0.00	303,471.83	0.00	0.00	303,471.83	0.00	1,089,979.87	0.00	328,555.00
MOOE		317,144.46	1,404,862.24	1,722,006.70	317,144.46	0.00	0.00	1,404,862.24	1,722,006.70	0.00	632,026.83	0.00	0.00	632,026.83	0.00	303,471.83	0.00	0.00	303,471.83	0.00	1,089,979.87	0.00	328,555.00
Sub-Total, Operations		420,239.55	2,856,641.79	3,276,881.34	420,239.55	0.00	0.00	2,856,641.79	3,276,881.34	75,300.00	1,082,568.61	0.00	0.00	1,157,868.61	75,300.00	566,303.61	0.00	0.00	641,603.61	0.00	2,119,012.73	0.00	516,265.00
PS		0.00	0.00	0.00	0.00	0.00	0.00	0.00	0.00	0.00	0.00	0.00	0.00	0.00	0.00	0.00	0.00	0.00	0.00	0.00	0.00	0.00	0.00
MOOE		420,239.55	2,856,641.79	3,276,881.34	420,239.55	0.00	0.00	2,856,641.79	3,276,881.34	75,300.00	1,082,568.61	0.00	0.00	1,157,868.61	75,300.00	566,303.61	0.00	0.00	641,603.61	0.00	2,119,012.73	0.00	516,265.00
FinEx (if Applicable)		0.00	0.00	0.00	0.00	0.00	0.00	0.00	0.00	0.00	0.00	0.00	0.00	0.00	0.00	0.00	0.00	0.00	0.00	0.00	0.00	0.00	0.00
CO		0.00	0.00	0.00	0.00	0.00	0.00	0.00	0.00	0.00	0.00	0.00	0.00	0.00	0.00	0.00	0.00	0.00	0.00	0.00	0.00	0.00	0.00
GRAND TOTAL		421,039.55	3,887,525.61	4,308,565.16	421,039.55	0.00	0.00	3,887,525.61	4,308,565.16	910,419.50	1,274,068.61	0.00	0.00	2,184,488.11	226,650.00	1,231,723.11	0.00	0.00	1,458,373.11	0.00	2,124,077.05	0.00	726,115.00
PS		0.00	0.00	0.00	0.00	0.00	0.00	0.00	0.00	0.00	0.00	0.00	0.00	0.00	0.00	0.00	0.00	0.00	0.00	0.00	0.00	0.00	0.00
MOOE		421,039.55	3,887,525.61	4,308,565.16	421,039.55	0.00	0.00	3,887,525.61	4,308,565.16	910,419.50	1,274,068.61	0.00	0.00	2,184,488.11	226,650.00	1,231,723.11	0.00	0.00	1,458,373.11	0.00	2,124,077.05	0.00	726,115.00
FinEx (if Applicable)		0.00	0.00	0.00	0.00	0.00	0.00	0.00	0.00	0.00	0.00	0.00	0.00	0.00	0.00	0.00	0.00	0.00	0.00	0.00	0.00	0.00	0.00
CO		800.00	0.00	800.00	800.00	0.00	0.00	0.00	800.00	0.00	800.00	0.00	0.00	800.00	0.00	0.00	0.00	0.00	0.00	0.00	0.00	0.00	800.00

Certified Correct:

  
**RUEL C. BASISIG**

CHIEF, BUDGET SECTION

Date: 2022-07-12 10:23:19


Certified Correct:

  
**MARGIE ANN P. ENSOMO-ABULENCIA**

CHIEF, ACCOUNTING SECTION

Date: 2022-07-12 10:23:19

Recommending Approval:

  
**JOSE SALVE E. CABILING**

CHIEF, FINANCE AND ADMINISTRATIVE DIVISION

Date: 2022-07-12 10:26:08

Approved By:

  
**LARRY M. HERADEZ**

REGIONAL DIRECTOR

Date: 2022-07-12 10:54:27

**STATEMENT OF APPROPRIATIONS, ALLOTMENTS, OBLIGATIONS, DISBURSEMENTS AND BALANCES**  
**As at the Quarter Ending June 30, 2022**

Department : Department of Environment and Natural Resources (DENR)  
 Agency/Entity : Mines and Geosciences Bureau  
 Operating Unit : Regional Office - XIII  
 Organization Code (IACS) : 10 003 0300016  
 Fund Cluster : 03 Special Account - Locally Funded/Domestic Grants Fund

X	Current Year Appropriations Supplemental
	Appropriations Continuing
	Appropriations

(e.g. UACS Fund Cluster: 01-Regular Agency Fund, 02-Foreign Assisted Projects Fund, 03-Special Account-Locally Funded/Domestic Grants Fund, and 04-Special Account-Foreign Assisted/Foreign Grants Fund)

Particulars	UACS CODE	Appropriations			Allotments			Current Year Obligations					Current Year Disbursements					Balances					
		Authorized Appropriations	Adjustments(Transfer To/From, Modifications/Augmentations)	Adjusted Appropriations	Allotments Received	Adjustments( Reductions, Modification s/Augmentations)	Transfer To	Transfer From	Adjusted Total Allotments	1st Quarter Ending March 31	2nd Quarter Ending June 30	3rd Quarter Ending Sept. 30	4th Quarter Ending Dec. 31	TOTAL	1st Quarter Ending March 31	2nd Quarter Ending June 30	3rd Quarter Ending Sept. 30	4th Quarter Ending Dec. 31	TOTAL	Unreleased Appro	Unobligated Allotments	Unpaid Obligations(15-20)=(23+24)	
																						10=[(6+(-)7)-8+9]	15=(11+12+13+14)
1	2	3	4	5=(3+4)	6	7	8	9	10	11	12	13	14	15	16	17	18	19	20	21	22	23	24
II. Automatic Appropriations		0.00	3,699,000.00	3,699,000.00	0.00	0.00	0.00	3,699,000.00	3,699,000.00	487,881.00	1,000,689.65	0.00	0.00	1,488,570.65	374,217.20	943,720.49	0.00	0.00	1,317,937.69	0.00	2,210,429.35	0.00	170,632.96
Special Accounts in the General Fund		0.00	3,699,000.00	3,699,000.00	0.00	0.00	0.00	3,699,000.00	3,699,000.00	487,881.00	1,000,689.65	0.00	0.00	1,488,570.65	374,217.20	943,720.49	0.00	0.00	1,317,937.69	0.00	2,210,429.35	0.00	170,632.96
Mines and Geosciences Bureau		0.00	3,699,000.00	3,699,000.00	0.00	0.00	0.00	3,699,000.00	3,699,000.00	487,881.00	1,000,689.65	0.00	0.00	1,488,570.65	374,217.20	943,720.49	0.00	0.00	1,317,937.69	0.00	2,210,429.35	0.00	170,632.96
MOOE		0.00	3,699,000.00	3,699,000.00	0.00	0.00	0.00	3,699,000.00	3,699,000.00	487,881.00	1,000,689.65	0.00	0.00	1,488,570.65	374,217.20	943,720.49	0.00	0.00	1,317,937.69	0.00	2,210,429.35	0.00	170,632.96
Sub-total II. Automatic Appropriations		0.00	3,699,000.00	3,699,000.00	0.00	0.00	0.00	3,699,000.00	3,699,000.00	487,881.00	1,000,689.65	0.00	0.00	1,488,570.65	374,217.20	943,720.49	0.00	0.00	1,317,937.69	0.00	2,210,429.35	0.00	170,632.96
PS		0.00	0.00	0.00	0.00	0.00	0.00	0.00	0.00	0.00	0.00	0.00	0.00	0.00	0.00	0.00	0.00	0.00	0.00	0.00	0.00	0.00	0.00
MOOE		0.00	3,699,000.00	3,699,000.00	0.00	0.00	0.00	3,699,000.00	3,699,000.00	487,881.00	1,000,689.65	0.00	0.00	1,488,570.65	374,217.20	943,720.49	0.00	0.00	1,317,937.69	0.00	2,210,429.35	0.00	170,632.96
FinEx		0.00	0.00	0.00	0.00	0.00	0.00	0.00	0.00	0.00	0.00	0.00	0.00	0.00	0.00	0.00	0.00	0.00	0.00	0.00	0.00	0.00	0.00
CO		0.00	0.00	0.00	0.00	0.00	0.00	0.00	0.00	0.00	0.00	0.00	0.00	0.00	0.00	0.00	0.00	0.00	0.00	0.00	0.00	0.00	0.00
IV. Reversion of the Unobligated Allotments charged against R.A. Nos. 11465 and 11494		0.00	0.00	0.00	0.00	0.00	0.00	0.00	0.00	0.00	0.00	0.00	0.00	0.00	0.00	0.00	0.00	0.00	0.00	0.00	0.00	0.00	0.00
GRAND TOTAL		0.00	3,699,000.00	3,699,000.00	0.00	0.00	0.00	3,699,000.00	3,699,000.00	487,881.00	1,000,689.65	0.00	0.00	1,488,570.65	374,217.20	943,720.49	0.00	0.00	1,317,937.69	0.00	2,210,429.35	0.00	170,632.96
MOOE		0.00	3,699,000.00	3,699,000.00	0.00	0.00	0.00	3,699,000.00	3,699,000.00	487,881.00	1,000,689.65	0.00	0.00	1,488,570.65	374,217.20	943,720.49	0.00	0.00	1,317,937.69	0.00	2,210,429.35	0.00	170,632.96

Certified Correct:

  
**RUEL C. BASIGSIG**

Chief Budget Division

Date: 07/12/2022 10:23


Certified Correct:

  
**MARGIE ANN P. ENSOMO-ABULENCIA**

Chief, Accounting Division

Date:

Recommending Approval:

  
**JOSE SALVE E. CABILING**

Chief, Finance and Administrative Division

Date: 2022-07-12 10:26:08

Approved By:

  
**LARRY M. HERADEZ**

Regional Director

Date: 2022-07-12 10:54:27